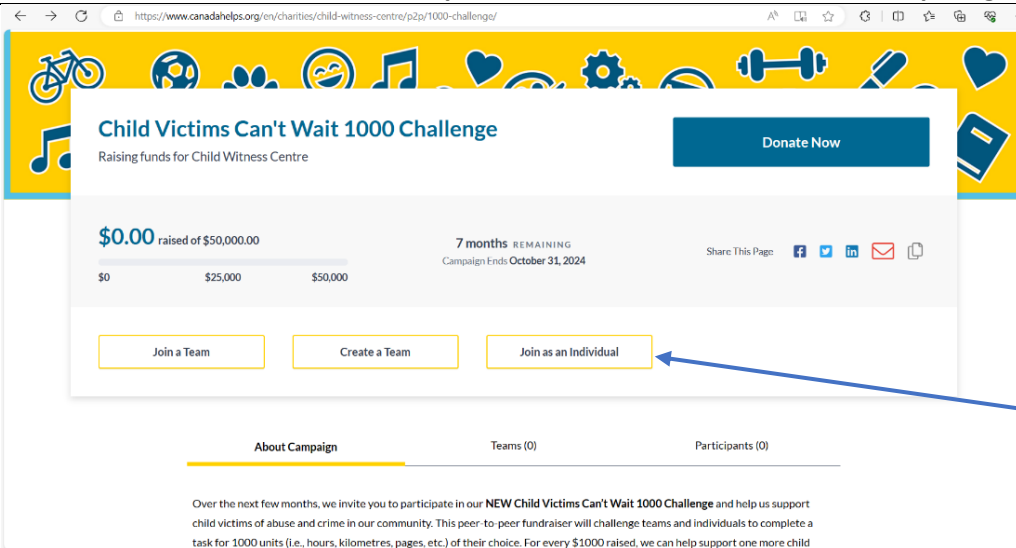


### Step 1: Find the Child Victims Can't Wait 1,000 Challenge Homepage

<https://www.canadahelps.org/en/charities/child-witness-centre/p2p/1000-challenge/>

Copy and paste this link into your search engine to find the Child Victims Can't Wait 1000 Challenge Homepage. This link will allow you to begin the registration process.

### Step 2: Welcome and Thank You for Participating!

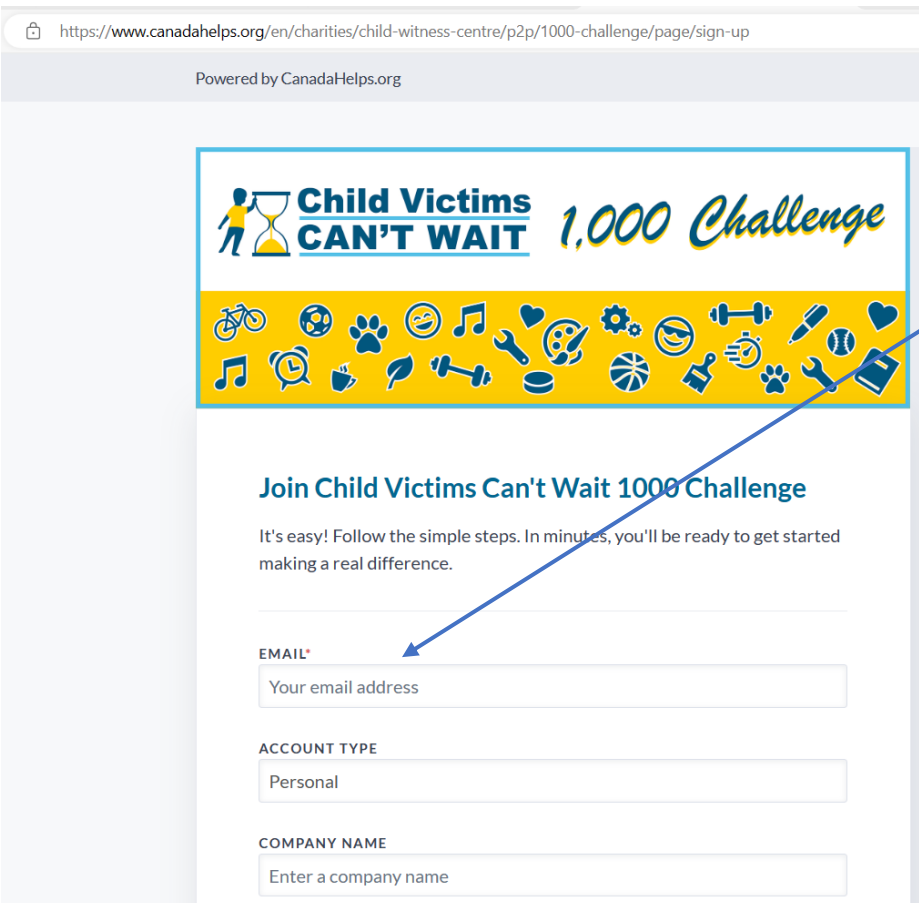


This is the home page for the Child Victims Can't Wait 1000 Challenge.

To participate in the challenge, you will either need to 'Join a Team', 'Create a Team' or 'Join as an Individual'.

This example will walk through how to 'Join as an Individual'.

### Step 3: Enter your Email and Personal Information



Once you have selected 'Join as an Individual' you will then be brought to this page.

Start by entering your email address.

## Step 4: Create a Canada Helps Account (Dependent on if you have an existing account)

https://www.canadahelps.org/en/charities/child-witness-centre/p2p/1000-challenge/page/sign-up

### CONFIRM EMAIL\*

Confirm your email



### CREATE AN ACCOUNT\*

We use CanadaHelps as our campaign platform. Create a CanadaHelps password to join this campaign.

Create a password

This field is required.

Confirm your password

Create Account

If you do not have a Canada Helps account, you will be prompted to create an account after you have entered your email address.

Create a password and then select 'Create Account'. You will then be brought back to the previous page.

If you already have a Canada Helps account, you can ignore this step.

## Step 5: Fill out Personal Information

https://www.canadahelps.org/en/charities/child-witness-centre/p2p/1000-challenge/page/sign-up

### ACCOUNT TYPE

Personal

### COMPANY NAME

Enter a company name

### FIRST NAME\*

Your first name

### LAST NAME\*

Your last name

### ADDRESS\*

Your address

### ADDRESS LINE 2

Address Line 2

### CITY\*

Your city

### COUNTRY\*

Select

### PROVINCE/STATE\*

### POSTAL CODE\*

Postal Code

### YOUR PERSONAL FUNDRAISING PAGE NAME\*

Create a page name

Yes, I'd like to receive email communications from Child Witness Centre. I understand I can withdraw my consent at anytime. For more details, please [contact us using the following information.](#)

Fill out the required information.

You will be asked to create a fundraising page name. Take this opportunity to be creative with your page name and make it unique to you and the challenge that you are attempting to complete!

## Step 6: Make Edits to your Page- The Welcome Tab

https://www.canadahelps.org/en/charities/child-witness-centre/p2p/1000-challenge/page/monets-totally-pawesome-1000-challenge/edit?welco...  
Powered by CanadaHelps.org   Français   Monet H ▾

✔ Congratulations, your Monet's Totally Pawesome 1000 Challenge page is live!

[View My Page](#)

### Monet's Totally Pawesome 1000 Challenge

In support of Child Victims Can't Wait 1000 Challenge on behalf of Child Witness Centre

[Welcome](#)   [Details](#)   [Images & Videos](#)   [Donations](#)

#### Your Page Address

Include your page address in all your fundraising efforts so people can easily donate to your fundraiser, learn more about the campaign, or join as a participant. Use the short address to simplify the appearance of your message.

**SHORT URL**

[Copy](#)

Your short address will automatically redirect to your full address. [Copy full URL](#)

#### Share Across Your Network

Share your page and your fundraising progress often using the social media and email sharing features on your published page. Start spreading the word now using the buttons below:

[Email](#)   [Facebook](#)   [Twitter](#)   [Google Plus](#)   [Pinterest](#)

#### Tips & Tools

Reference the files below to help you with your fundraising efforts.

- [Fundraising Tips for Team Captains](#)
- [Fundraising Tips for Participants](#)
- [Email Thank You for Donors](#)

Ready to Maximize Your Success?

Congratulations your page is live!

It is now time to explore the background edits that can be made to your page. Start with the 'Welcome' tab.

You will find a short URL on this page that you can share with friends and family. This will make it easy for them to make donations to your page!

You will also find different documents on the right that will provide you with different tips and support.

## Step 7: Make Edits to your Page- The 'Details' Tab

Welcome Details Images & Videos Donations

**PAGE NAME\***  
A great personal fundraising page name can help your campaign catch attention, and more importantly, connect and inspire people to give.

Monet's Totally Pawesome 1000 Challenge

**GOAL AMOUNT**  
Setting a goal will help you raise funds! Your goal will inspire visitors to your page to give.

\$ Enter amount

**NAME OF PAGE OWNER**  
In emails, we refer to the page owner. Enter your name if you are fundraising as an individual. Otherwise, enter the name of the group or organization.

Page owner

Display a list of supporters to my campaign on my page. Please note, all supporters can choose what information (if any) will appear in this list.

Send me an email each time someone makes a donation to my fundraiser.

**FUNDRAISING STORY**  
Inspire your friends, family and co-workers to support the cause through your fundraising story. The better they connect with your story, the more likely they will make a donation. Be sure to not just tell them what the cause is, but why the cause is important to you.

Formats - **B** *I* U

I am joining the **NEW Child Victims Can't Wait 1000 Challenge** to help support the child victims of abuse in our community. This peer-to-peer fundraiser will challenge teams and individuals to complete a task for 1000 units (i.e., hours, kilometres, pages, etc.). For every \$1000 raised, they can help support one more child victim through the criminal justice system.

In late 2022, the Child Witness Centre was forced to **start a waitlist** for the first time in over 40 years. With your help, I aim to help the Child Witness Centre achieve its goal of reducing its waitlist by 50 children, which means we must help them raise **\$50,000**.

369 characters remaining (includes hidden HTML)

Delete Cancel View Save

Within the 'Details' tab there are numerous edits that you can make to personalize your page.

The first edit you can make is entering a 'Goal Amount'. It is recommended that everyone sets a goal amount so you can keep yourself motivated and have something to work towards.

If you want to recognize supporters, you can select the first box and supporters' information will appear on your page.

The final area on this page that can be edited is the 'Fundraising Story'. There will be text in this box already. This text is simply a suggestion and is provided to everyone. It is encouraged that you customize this text and make it personal.

## Step 7 (Continued): Fundraising Goal

https://www.canadahelps.org/en/charities/child-witness-centre/p2/y/1000-challenge/page/monet's-totally-pawesome-1000-challenge

**CAN'T WAIT**

Monet's Totally Pawesome 1000 Challenge

Raising funds for Child Witness Centre | [Child Victims Can't Wait 1000 Challenge](#)

Donate Now

**\$0.00** raised of \$1,000.00

7 months REMAINING  
Campaign Ends October 31, 2024

0 \$500 \$1,000


Share This Page

Once you enter a fundraising goal and select 'Save' on the 'Details' tab you will be able to see a scale on your personal page. This scale will provide a visual aid for tracking your donations and progress towards reaching your fundraising goal.

## Step 8: Make Edits to your Page- The 'Images & Videos' Tab

Welcome Details **Images & Videos** Donations

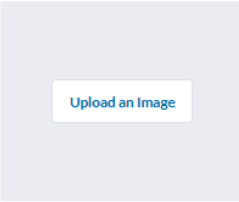
**FEATURED IMAGE**  
Make your page more impactful by including a featured image that relates to the reason for your fundraising or the cause.



Remove

**Images**

Images added here must be selected as part of a Media Carousel to display on your campaign page. Image must be at least 400px x 400px, but no larger than 5000px x 5000px. Supported formats include JPG, PNG and GIF.



Upload an Image

**CAPTION**  
Add a caption

Remove

Add An Image

**Videos**

Videos added here must be selected as part of a Media Carousel to display on your campaign page. Please add the page URL from Youtube or Vimeo e.g. <http://www.youtube.com/watch?v=o7Jxi0ZdzB0>

**URL**  
Please add the page URL from Youtube or Vimeo e.g. <http://www.youtube.com/watch?v=o7Jxi0ZdzB0>

Add a url

**TITLE**  
Add a title

**CAPTION**  
Add a caption

Remove

Add A Video

Within the 'Images & Videos' tab there are a couple different edits you can make.

The first edit is making changes to the 'Featured Image'. A generic image for the Child Victims Can't Wait 1,000 Challenge is provided. However, it is recommended that you customize this picture and make it personal to you. The next section will show you how to do this.

The second edit you can make is adding additional images to appear on your campaign page. This can be done through selecting 'Upload an Image'. You can also add captions to these pictures.

The final edit that you can make is adding videos to appear on your page. You can do this by adding a URL.

## Step 8 (Continued): How to Edit the 'Featured Image'

Welcome Details **Images & Videos** Donations

### FEATURED IMAGE

Make your page more impactful by including a featured image that relates to the reason for your fundraising or the cause.



Remove

### Images

Images added here must be selected as part of a Media Carousel to display on your campaign page. Image must be at least 400px x 400px, but no larger than 5000px x 5000px. Supported formats include JPG, PNG and GIF.

### Videos

Videos added here must be selected as part of a Media Carousel to display on your campaign page. Please add the page URL from Youtube or Vimeo e.g. <http://www.youtube.com/watch?v=o7Jxi0ZdzB0>

As mentioned above, you are encouraged to change the 'Featured Image' on your page to something more personal.

To do this you are going to select the 'Remove' button. This will remove the generic photo.

Welcome Details **Images & Videos** Donations

### FEATURED IMAGE

Make your page more impactful by including a featured image that relates to the reason for your fundraising or the cause.

Upload an Image

### Images

Images added here must be selected as part of a Media Carousel to display on your campaign page. Image must be at least 400px x 400px, but no larger than 5000px x 5000px. Supported formats include JPG, PNG and GIF.

### Videos

Videos added here must be selected as part of a Media Carousel to display on your campaign page. Please add the page URL from Youtube or Vimeo e.g. <http://www.youtube.com/watch?v=o7Jxi0ZdzB0>

### URL

Please add the page URL from Youtube or Vimeo e.g. <http://www.youtube.com/watch?v=o7Jxi0ZdzB0>

Upload an Image

Add a url

Once you have removed the generic photo you can then upload your personal photo. To do this you will select 'Upload an Image' and you will then be prompted to select your personal photo.

## Step 9: Make Edits to Your Page- The 'Donations' Tab

Powered by CanadaHelps.org Français Monet H ▾

[View My Page](#)

### Monet's Totally Pawesome 1000 Challenge

In support of Child Victims Can't Wait 1000 Challenge on behalf of Child Witness Centre

[Welcome](#) [Details](#) [Images & Videos](#) [Donations](#)

**\$0.00** raised

[All](#) [Online](#) [Offline](#)

Find a donation Search

[Add Offline Donation](#) [Send Message](#)

NAME	AMOUNT	DATE ▾	SOURCE
No results found.			

The 'Donations' tab is where you will be able to see the donations that have been made.

Additionally, in this tab you will be able to enter an 'Offline' donation. An 'Offline' donation is a cash/cheque donation that is handed to you personally.

To enter an 'Offline' donation you will need to select the 'Add Offline Donation' button.

This will then prompt a pop-up box to appear. You will then need to fill out the fields that appear within the pop-up box.

Once the fields are filled you will select 'Add Donation' and the donation will appear on your page.

You will then need to provide the Child Witness Centre with the cash or cheque prior to the celebration event

### Add Offline Donation

Donor First Name  
First Name

Donor Last Name  
Last Name

Email address  
Email address

Donation Amount  
\$ Donation Amount

Supporter Wall Message  
This message will appear on your public-facing page  
Enter a message for the supporter wall  
1200 characters remaining

Display Type  
 Display name, message and donation amount.  
 Display name and message only.  
 Display name only.  
 Hide name and message.

[Cancel](#) [Add Donation](#)

## Step 10: View Your Page

Powered by CanadaHelps.org Français Monet H ▾

✓ Congratulations, your Monet's Totally Pawesome 1000 Challenge page is live!

[View My Page](#) ←

### Monet's Totally Pawesome 1000 Challenge

In support of Child Victims Can't Wait 1000 Challenge on behalf of Child Witness Centre

[Welcome](#) [Details](#) [Images & Videos](#) [Donations](#)

#### Your Page Address

Include your page address in all your fundraising efforts so people can easily donate to your fundraiser, learn more about the campaign, or join as a participant. Use the short address to simplify the appearance of your message.

**SHORT URL**

[Copy](#)

Your short address will automatically redirect to your full address. [Copy full URL](#)

#### Share Across Your Network

Share your page and your fundraising progress often using the social media and email sharing features on your published page. Start spreading the word now using the buttons below:

[Email](#) [Facebook](#) [Twitter](#) [Google Plus](#) [Pinterest](#)

#### Tips & Tools

Reference the files below to help you with your fundraising efforts.

- [Fundraising Tips for Team Captains](#) ↓
- [Fundraising Tips for Participants](#) ↓
- [Email Thank You for Donors](#) ↓

Ready to Maximize Your Success?

Once you have made all the edits that you wish you can view your fundraising page. To do this you will need to select the 'View My Page' button. This will then allow you to view your completed fundraising page.

## Step 11: Your Fundraising Page is Complete!

**CAN'T WAIT**

### Monet's Totally Pawesome 1000 Challenge

Raising funds for Child Witness Centre | [Child Victims Can't Wait 1000 Challenge](#)

[Donate Now](#)

**\$0.00** raised of \$1,000.00

7 months REMAINING  
Campaign Ends October 31, 2024

\$0 \$500 \$1,000

Share This Page

[f](#) [t](#) [in](#) [e](#) [p](#)

Congratulations, your fundraising page is now complete!

Now that you have made all the edits to your page you can finally view your fundraising page. This is the page that your friends and families will see when you share the page link with them.

At the top of the page there will be a 'Donate Now' button. Your friends and family can select this button to donate to your page.

On this page you and your donors will be able to see how much money you have raised and how close



About Campaign

I am joining the **NEW Child Victims Can't Wait 1000 Challenge** to help support the child victims of abuse in our community. This peer-to-peer fundraiser will challenge teams and individuals to complete a task for 1000 units (i.e., hours, kilometres, pages, etc.). For every \$1000 raised, they can help support one more child victim through the criminal justice system.

In late 2022, the Child Witness Centre was forced to **start a waitlist** for the first time in over 40 years. With your help, I aim to help the Child Witness Centre achieve its goal of reducing its waitlist by 50 children, which means we must help them raise \$50,000.

**Donate to Monet H**

**DONATION AMOUNT\***

Your donation will support Child Witness Centre.

**ADD A MESSAGE OF SUPPORT**

Thanks for all the great work you do!

**HOW SHOULD WE DISPLAY YOUR DONATION IN THE PUBLIC-FACING SUPPORTERS LIST?**

Please display my name, message and donation amount.

Child Witness Centre is powered by CanadaHelps online fundraising solutions. EACG

© CanadaHelps 2024. CanadaHelps is a registered charity | Charity Registration Number: 896568417RR0001

you are to your fundraising goal.

When you scroll down on the page, you will be able to see information about the campaign.

At the bottom of the page is another route that friends and family can take to donate to your fundraising page.